

The background is a solid dark blue. On the left side, there are several white, thin-lined geometric shapes, including a large circle, a diamond, and various curved lines. On the right side, there are large, solid yellow geometric shapes, including a large circle and a diamond, which are partially cut off by the edge of the image.

Conflux Brand Guidelines 2023



Typography

HK Nova family

Light

Regular

Semibold

Heavy

Sample copy

The **mark** consists of an overall **circular** shape, with a **C** and exploded **X** embedded. Clockwise-facing corners are **sharp**, while anti-clockwise-facing corners are **rounded**.

The logo conceptualises the **coming together of ideas** and **tailored parts** that fit together to achieve a **cohesive, simple shape**.

The alternating rounded and sharp corners give the logo **forward momentum**.

Colour

Dark blue #193455

Grey-blue #6d828c

Teal #1fb5cc

Lime #d9d900

Secondary colours

Teal #177299


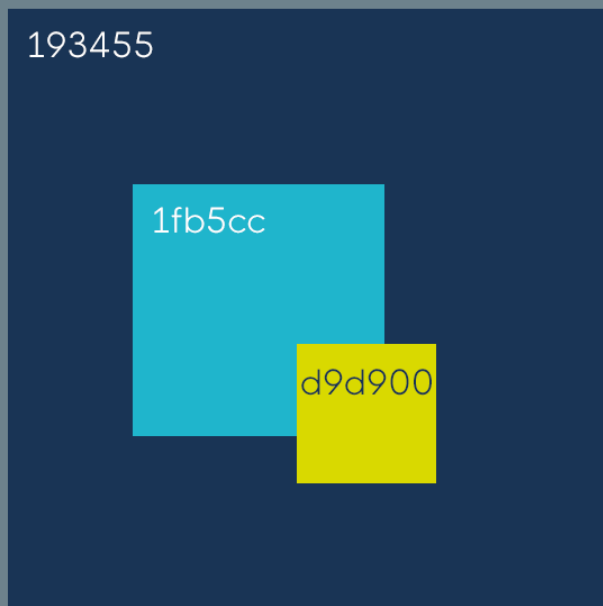
Pale teal #80eeff

Light grey #95b1bf

Pale grey #adcad9

Paler grey #daeaf2

6d828c



Colour Accessibility



Protanopia Deuteranopia Tritanopia

These images are colour-deficiency simulations based on the same image on the previous page.

The combinations on the left are **high contrast** and therefore suitable for use in copy text and important design elements.

The combinations on the right show an occasion in which the contrast is **not high enough** to be readable by colour-deficient viewers.

It is therefore **not** appropriate to use white against lime to convey important information in **small text**.
Here is an example.

Logo roster (dark on light)



The logo mark on its own

This will primarily be used as a central feature in a design and should be a bold contrast with its background.

The logo and word mark

There are multiple permutations.

Dark colours on light backgrounds and light colours on dark or mid backgrounds.

The small logo mark element can be featured in a different colour. There is lots of scope for this on dark backgrounds. Make sure to use high contrast for impact.



Logo roster (light on dark)



Avoid low contrast between any logo element and the background but particularly text.



Logo use

On a bold background, keep the contrast high.



This grey version of the logo mark is probably ok here at a large size. At a smaller size contrast would likely be too low.

If in doubt, go with the highest contrast option.




Logo use

Make sure the logo has room to breathe.

The logo mark on its own should be surrounded by negative space equal to **one radius** of the circle.

The logo and word mark together should be surrounded by negative space equal to **one diameter** of the circle. Clearance at the top is measured from the ascenders on the word mark.

The only exception to this is when using the URL underneath (see end).



Example social media icons



Conflux



Conflux
Europe

Teal shade:
#177299



Conflux
Books

Example background

